

# BUTTERFLY life cycle

## SEQUENCE STRIPS FOR LITTLE LEARNERS

The image displays several educational resources for a butterfly life cycle activity. In the background, a book cover titled "From Caterpillar to BUTTERFLY" by Deborah Heiligman and illustrated by Bari Weissman is visible. The book cover features a monarch butterfly and a caterpillar. In the foreground, there are three sequence strips: one showing a chrysalis hanging from a branch, another showing a striped caterpillar, and a third showing a monarch butterfly. A worksheet titled "Butterfly Life Cycle" is also present, featuring a monarch butterfly illustration and the text "This is the". The worksheet includes a section for a name and instructions: "Color the pictures. Stack and staple them in the correct order of the life cycle of a butterfly." A large green text overlay in the bottom right corner reads "FREE SEQUENCE STRIPS".

chrysalis

egg

caterpillar

From Caterpillar to **BUTTERFLY**  
by Deborah Heiligman  
illustrated by Bari Weissman

STAGE 1  
H.D.-OUT SCIENCE

Butterfly Life Cycle

Name \_\_\_\_\_

Color the pictures. Stack and staple them in the correct order of the life cycle of a butterfly.

This is the

butterfly

**FREE SEQUENCE STRIPS**

## NOTE FROM THE SELLER:

Thank you so much for your download! I am truly thankful for your support! Remember to stay updated with my latest creative packs and freebies by following my blog, TpT store, Facebook page, and more! Just click the icons below. Don't forget to leave feedback so you can earn your free TpT credits, which are redeemable on future purchases! I appreciate your feedback, as I am always looking for ways to improve my resources! If you have any concerns or suggestions, please feel free to contact me at [onesharpbunch@gmail.com](mailto:onesharpbunch@gmail.com). Enjoy and happy teaching!



## TERMS OF USE:

All rights reserved. Purchase or download of this item entitles the purchaser/downloader the right to reproduce the pages in limited quantities for one classroom use only. Duplication for multiple classrooms, an entire school, an entire school system, or commercial purposes is strictly forbidden without written permission from the author. Copying any part of this product and placing it on an intranet or internet in any form, even a personal or classroom website, is a violation of the Digital Millennium Copyright Act (DMCA).

Copyright © [One Sharp Bunch](http://www.onesharpbunch.com) by Ashley Sharp

## RELATED PRODUCTS:

Click the pictures below to check out some additional springtime resources!




♥ Ashley

Name \_\_\_\_\_

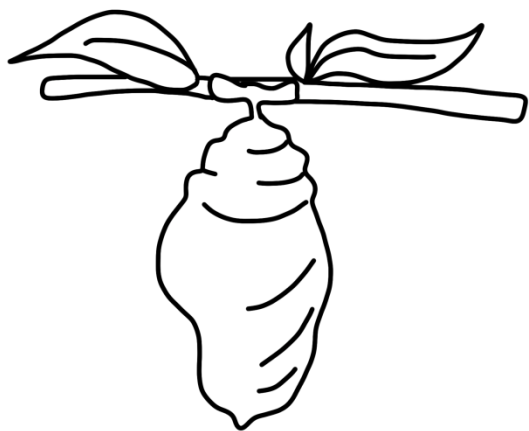
# Butterfly **Life Cycle**

Color the pictures. Stack and staple them in the correct order of the life cycle of a butterfly.

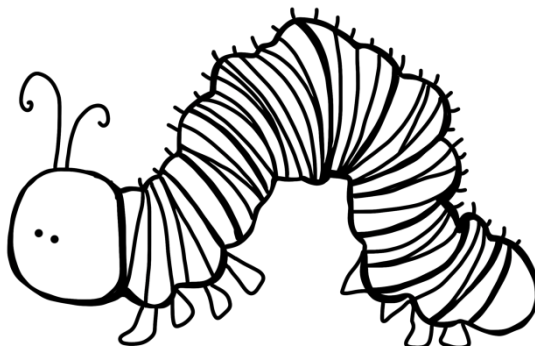
This is the




© One SHARP Bunch



chrysalis






caterpillar



egg

Copy on cardstock. Cut the sentence strips along the gray line. Place them inside a pocket chart. Have the students sequence the pictures in the blank spaces.



This is the .

This is the .

This is the .

---

This is the .



---

# LET THE CREDITS ROLL

SOME OF THE FONTS & GRAPHICS WERE PROVIDED BY THE FOLLOWING DESIGNERS:



License #: 0315209115



<http://www.teacherspayteachers.com/Store/Zip-a-dee-doo-dah-Designs>

