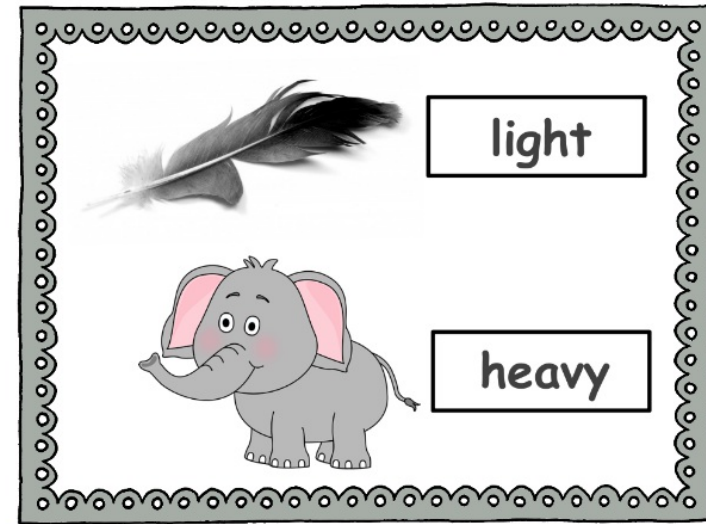
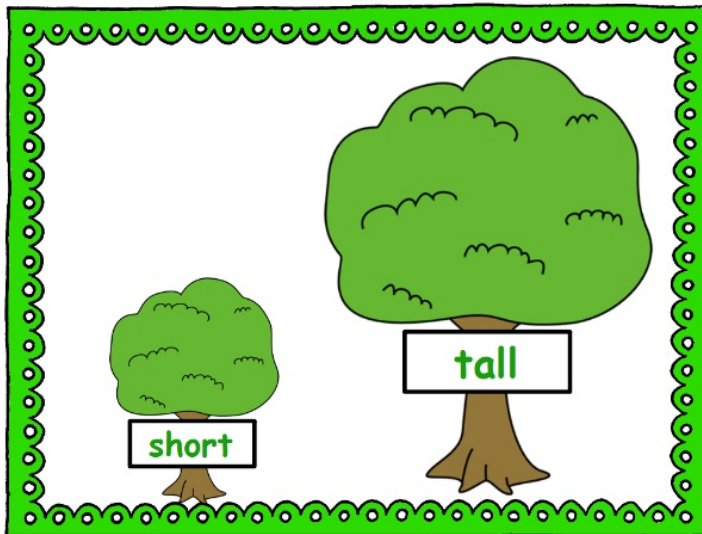


K.MD.1

Let's Sort Measurable Attributes




Desiree Ronaghan
Northeast Elementary School
Stamford, CT



K.MD.1


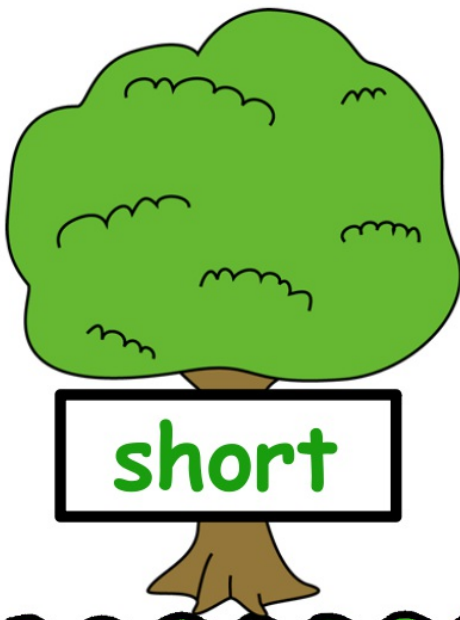
I can show and tell about the parts of a thing that I can measure.



Directions:

Use the measurement cards to show the difference between short and tall and light and heavy. Sort the picture cards under the correct label.















short



tall













Name: _____

K.MD.1
Measurable Attributes







Directions: Circle the taller picture.



Name: _____

K.MD.1
Measurable Attributes

Directions: Circle the shorter picture.



Thank you for downloading my Activeboard Math Center Activity Freebie "Let's Sort Measurable Attributes" I hope you enjoy using it with your class. I would love to hear your feedback.

Be on the lookout for more of my Center Activities/Promethean Board Activities all aligned with the common core in my store:

<http://www.teacherspayteachers.com/Store/Reach-For-The-Sun-Moon-And-Stars>

Peace, Love, and Happy Teaching
Desiree



A special **THANK YOU** to:

Laura Strickland at
My Cute Graphics
for the use of her
wonderful clipart!!!!



Julie Faulkner for her
amazing border.

www.teacherspayteachers.com/Store/JulieFaulkner

<http://www.mycutegraphics.com/graphics>